




\*000000211\*

WTCI-000021-W&C

CABINET: 50




FROM  $\phi$  OF A TOWER

FARTHEST HEAVY DEBRIS  $\sim 700'$

REPRESENTATIVE = "MOST"  
LOBE RADIUS  $\sim 550'$

SECONDARY LOBE  $/45^\circ$  LOBE  $\sim 400'$




X

SGH 000153



500' from 1 WTC footings




street cleaned?

length	width @ 200' at
390	390
455	286
390	273
546	468
325	195
442	351
455	325
<u>715</u>	<u>325</u>
3710	2280
 Avg = 464	 286

\*\*

2286 JAT





X